

AVANT[®]



600 Series

Articulated telescopic loader


AVANT 600 series offers all this, in right proportions:

- **Size** - enough to handle heavier loads
- **Smoothness** – does not damage lawns, pavings and other sensitive surfaces
- **Efficiency** – both for lifting and attachments
- **Maneuverability** – always needed when working in the yards and gardens
- **Power** – is useful in any work
- **Versatility** – you can do the job by using just one machine

AVANT 630

AVANT 635

AVANT 640

 1100 kg	 1100 kg	 1100 kg
 28 hp diesel	 37,5 hp diesel	 37,5 hp diesel
 2,8 m	 2,8 m	 2,8 m
 15 km/h	 15 km/h	 22 km/h
 1500 kg	 1530 kg	 1590 kg
 2550 mm	 2550 mm	 2550 mm



Design

Top class features

The unique articulated chassis design makes AVANT an unrivalled machine in its class, with additional features to improve operator comfort, work efficiency and work quality:

- **Telescopic loader boom** gives more lift height and outreach – both equally important
- **Modern off center boom construction** guarantees excellent, unrestricted visibility – no need to reach out from the driver's seat in order to see the attachment.
- **Boom self levelling** makes load handling quicker and more precise
- Increased safety thanks to the **load sensor system**
- **Articulated design** allows precise sideways moving of the load in tight situations
- **AVANT quick hitch system** allows easy, safe and fast attachment coupling.



Best ergonomics



Well thought-out AVANT ergonomics

- Ample space even for larger operators
- Easily operated, well-positioned controls
- Excellent feel on both drive and hydraulics controls
- Unrestricted visibility – no need to reach out to see forward or to the side
- Safe and easy access to driver's seat

Clear view to the job



AVANT driver is always in the front seat

Best operator position

- Positioned in the front part of the machine, the operator's seat is as close to the attachment as it can safely be, providing an unrestricted view of the attachment working.
- This guarantees excellent work efficiency, precision and safety.

Off center boom construction

- Allows excellent forward vision and a clear view of the attachment
- More precision, work efficiency and safety
- The machine reaches out – not the driver



Multi connector



Multi connector system as standard equipment

The multi connector system is standard equipment on Avant 600 series machines and its attachments. It facilitates connecting and disconnecting of attachment hoses considerably, compared with conventional type quick couplings.

Multi connector benefits

- Connects all hoses effortlessly with a single hand movement.
- Releases pressure automatically and is always easy and light to connect.
- No oil drops during connecting or detaching.
- It is not possible to connect the multi connector in a wrong way.

Safety

Rigid articulation joint

The rigid articulation joint prevents sideways pivot and is a very important feature in a machine of this size. Thanks to this rigid design the risk of tipping the machine over is greatly reduced, because the rear chassis is counterbalancing the front chassis at all times, preventing the front chassis from movement which could otherwise destabilise the machine. Existing AVANT operators pay testament to the stability of the machine, achieved because of this feature.

Safety frame

Fitted as standard to the **Avant 600 series**, the ROPS safety frame with FOPS and tinted plexiglass canopy is a four post structure that provides all round protection for the operator, and the FOPS canopy protects the operator against falling objects. The ROPS frame and the FOPS canopy are tested and certified and comply with the ISO 3471 (ROPS) and ISO 3449 (FOPS) standards.

Telescopic boom

The telescopic loader boom provides all the advantages of out reach when fully extended and maximum stability as, when retracted, the load is close to the machine during transportation.

Boom self levelling

Boom self levelling makes load handling quicker and more precise. The self levelling system keeps the load automatically level in all positions of the loader boom.

Load sensor

A load sensor is fitted as standard to the **AVANT 600 series** and provides an audible warning if the rear wheels are about to lift off the ground. This pre-emptive warning gives the operator more time to react in the event of the machine becoming unstable.



Three different cab options available

Avant 600 series loaders are equipped with a certified ROPS/FOPS safety frame with tinted plexiglass canopy as standard. In addition, there are as many as three different cab options available.



AVANT Cab L

AVANT cab L is an excellent and economical choice when the operator wants to have protection against rain, wind and snowfall. It improves operator comfort and working conditions considerably. The cab mounts on the standard ROPS/FOPS frame, which means safety is guaranteed. It consists of windscreen (equipped with wiper), right side window and rear window.



AVANT Cab LX

AVANT cab LX provides the option of a heated cab. The cab LX has all the features of cab L and, in addition, is equipped with a door and a heater, which further improve operator comfort in harsh weather conditions. And for warmer seasons the door and windows can easily be removed if required. AVANT cab LX is an independent ROPS/FOPS structure. The optional headlight, blinker, reflector + beacon kit can be installed both on cab L and LX.



AVANT Cab DLX

The starting point of the design of the new DLX cab was to further improve the ergonomics and driver's working conditions. The DLX cab is designed to provide best possible working conditions also in the roughest environments, from hot to cold temperatures, and from rain to sunshine. Improvements include more space inside the cab, larger windows and reduced noise levels. The much wanted option of air conditioning (635 and 640) and air suspension seat are also now available for the new cab.

Even though safety, efficiency, multifunctionality and good working conditions are of essence in Avants design, we have paid a lot of attention to the appearance of the new cab. It represents modern machine design at its best.



Landscaping and groundcare





AVANT 600 – the ideal machine for landscaping

Exactly the right size

AVANT 600 series is strong enough to handle heavier loads like stone pallets, big bags etc. On the other hand, it is light enough so that it doesn't damage lawns, pavings and other surfaces.

The compact dimensions of **AVANT 600** mean it can work on any site, and it is easy to transport on a trailer from one work site to another.

Versatile

Perhaps it is the landscaping contractor who needs the most versatile machine. It is a great advantage if one can do many jobs with one single machine: earthmoving and moving of materials, loading and unloading, digging, leveling, milling and even paving. **AVANT 600** is just this kind of machine.

Estate and property maintenance





Versatile property maintenance machine

AVANT 600 series is an excellent machine for property maintenance. The main features for this demanding task are:

Versatility

Thanks to the complete attachment range **AVANT 600** series is a real all-year-round property maintenance machine.

Smoothness

The articulated design and compact dimensions make **AVANT 600** an unbeatable smooth and nimble machine. It can easily tackle tight situations like narrow roads, alleys and curves.

Cab

The spacious cab equipped with efficient heater guarantee comfortable working conditions despite the bad weather.

AVANT 640 - more drive speed and pulling force

The max. drive speed of the new AVANT 640 with two drive speed areas is as high as 22 km/h, which makes it a very useful machine for property maintenance jobs. The high pulling force on lower gear gives lots of power for any job.

Farming





Multi purpose machine for farming

AVANT 600 series combines high work efficiency and smoothness of operation. The biggest AVANT can easily tackle the typical tasks on the farm, but is still compact enough for it to be used in buildings other machines cannot access.

On many farms AVANT can replace a conventional loader. Even if the lift capacity of AVANT may be lower, it wins in many other features like smoothness of operation, agility and versatility

With **AVANT 600 series** you can handle big bags, pallets etc. safely and easily.

Companies and do-it-yourself





AVANT for efficient material handling


For many companies **AVANT 600** series is an ideal all-year-round forklift truck for outdoors material handling.

AVANT has excellent loading and handling capabilities thanks to the telescopic boom and boom self levelling. In addition, with the same machine you can do various property maintenance jobs like sweeping, mowing, snow removal etc.

Do-it-yourself

Like its smaller siblings the **AVANT 600** series is an excellent machine for various do-it-yourself jobs – be it smaller earthmoving, material handling, landscaping, sweeping, trenching, lawn mowing... only your imagination sets the limits of what the AVANT can do!

Technical data, options



Width

Wheel size	Width
27 x 8.50 - 15	1005 mm
26 x 12.00 - 12	1305 mm
320/60 - 12	1305 mm

Height with Cab

Wheel size	26x12.00-12 or 320/60-12	27x8.50-15
LX Cab	2056 mm	2069 mm
DLX Cab	2083 mm	2096 mm
DLX with A/C on the roof	2219 mm	2232 mm

Model	AVANT 630	AVANT 635	AVANT 640
Length	2550 mm	2550 mm	2550 mm
Width (with 26x12.00-12 wheels)	1305 mm	1305 mm	1305 mm
Height	2035 mm	2035 mm	2035 mm
Weight	1500 kg	1530 kg	1590 kg
Standard wheels	26x12.00-12" grass/TR	26x12.00-12" grass/TR	26x12.00-12" grass/TR
Transmission, drive	hydrostatic	hydrostatic	hydrostatic
Pulling force	1200 kp	1200 kp	1400 kp
Drive speed	15 km/h	15 km/h	11/22 km/h (2 speed)
Auxiliary hydraulics oil flow / pressure	44 l/min 200 bar	66 l/min 200 bar	66 l/min 200 bar
Turning radius inside/outside	900 / 2190 mm	900 / 2190 mm	900 / 2190 mm
Max. lifting height	2835 mm	2835 mm	2835 mm
Max. lifting capacity (hydr.)	2100 kg	2100 kg	2100 kg
Max. tipping load*	1200 kg	1200 kg	1200 kg
Max. breakout force / 50 cm	1250 kg	1250 kg	1250 kg
Engine make and type	Kubota D 1105	Kubota V1505	Kubota V1505
Engine output (ISO Gross)	21 kW (28 hp)	28 kW (37,5 hp)	28 kW (37,5 hp)
Fuel	diesel	diesel	diesel

*with counterweights

Add efficiency and comfort to your work with options.

Boom



Self levelling boom



Boom floating



Hydraulic attachment coupling plate



Tilt adapter

Cabs



Cab L



Cab LX



Cab DLX



Air conditioning (635 and 640)

Work efficiency



Joystick



Rear auxiliary hydraulics



Road traffic light kit



Work light kit



Rear side weights, 180 kg



Extra weights, trailer coupling



Rear bumper



Hydraulic rear lift



Heavy duty covers



Extra aux. hydr. outlet front



Catalytic converter



Heavy duty wheels



Snow chains



Attachment control switch pack



Weather cover



Full weather cover

Drive



Drive release valve



Anti slip valve

Other options



Engine block heater



Beacon



The most comprehensive, high quality attachment range

AVANT attachments have been designed to work as an equal partner on AVANT loaders, following these principles:

Compatibility

Best machine-attachment combination can only be achieved when a good basic machine is fitted with attachments that are specifically designed for this machine. The dimensions, auxiliary hydraulics output and other features of AVANT are in perfect balance with the attachments.

Efficiency

Work efficiency of the attachments is of great importance. AVANT attachments have been designed to give maximum output with the combination loader-attachment.

Durability

Attachments are designed for hard, continuous professional work.

Safety

Special attention has been paid to safety features in attachment design.



Buckets, material handling

General bucket



Width	Capacity	Weight
890 mm	180 l	57 kg
1050 mm	210 l	65 kg
1100 mm	215 l	68 kg
1280 mm	260 l	75 kg
1400 mm	285 l	90 kg

AVANT general buckets are designed to speed up your work and make it more efficient: the operator can see the front edge of the bucket from the driver's seat, which means quick and easy loading and emptying. There is a grill at the upper end of the bucket which prevents stones from falling towards the operator.


Light material bucket



Width	Capacity	Weight
1050 mm	400 l	95 kg
1100 mm	420 l	99 kg
1280 mm	485 l	105 kg
1600 mm	610 l	125 kg
1800 mm	685 l	137 kg

AVANT manufactures buckets in different widths and volumes, destined for different types of jobs, e.g. light materials handling (saw dust, manure, wood chips, mulch), snow removal etc.

XL High tip bucket



Width	Capacity	Weight
1800 mm	900 l	320 kg

The XL high tip bucket has more loading volume - very useful when loading light materials. The bucket is an ideal tool for snow removal, loading of wood chips and for loading works on recycling plants etc. Tipping of the bucket happens with two hydraulic cylinders - this means emptying is easy also with full load in the bucket. Tipping height as high as 3,5 m.

4 in 1 bucket



Width	Capacity	Weight
1100 mm	155 l	152 kg
1280 mm	170 l	175 kg
1400 mm	190 l	190 kg

Efficient multi purpose bucket - can be used as a normal bucket as well as a dozer blade, leveler, stone picker etc. The front part of the bucket opens with 2 hydraulic cylinders located on the back side of the bucket, which enables dozing, levelling and picking of stones, tree stumps etc. The bucket can also be emptied by opening it, which gives more dumping height. Available with straight edge or with teeth.

Flipper bucket



Capacity	730 l
Width	1800 - 3010 mm
Weight	325 kg

The flipper bucket is designed for clearing snow in large areas or in areas where snow must be moved long distances. Because of the independently controllable flippers the bucket is extremely versatile in snow clearing and fits into smaller areas as well without problems.

Grapple bucket



Width	Weight
900 mm	130 kg
1050 mm	145 kg
1300 mm	165 kg

Grapple bucket combines a normal bucket and a grapple and is therefore suitable for a multitude of jobs. It can be used for transporting and loading of branches, wood chip, compost, straw, manure etc. It can also be used as a normal bucket with the grapple in the upright position.

Dozer blade



Working width	2000 mm	2500 mm
Weight	165 kg	260 kg
Angle	± 30 °	± 30 °
Blade height	500 mm	520 mm

Equipped with hydraulic blade turning, the AVANT dozer blade is the ideal tool for jobs where the materials must be dozed away quickly. Blade is replaceable; standard blade has straight edge, can also be fitted with rubber or saw-type edge for efficient ice cutting.

Pallet fork



Length	850 mm	1100 mm
Weight	90 kg	105 kg

AVANT pallet fork is the right attachment for lifting and handling of different types of light materials on pallets. Fork width is easily adjustable with quick-release locking mechanism. Forks are made of heat treated tapered steel and they comply with the relevant ISO standards.

Jib boom



Boom length	1020 mm
Fastening points	2 pcs
Weight	30 kg

AVANT jib boom is a simple and ingenious attachment: lifting and moving of heavier loads in tight situations is not a problem when you have this jib crane on your AVANT.

Telescoping jib boom



Max. length	1900 mm
Min. length	1300 mm
Lift height	4,7 m
Weight	110 kg

Jib boom is an excellent tool for all kinds of lifting tasks which cannot be done with pallet forks. With the jib boom you can lift materials to higher levels and to places that are difficult to reach; with smooth, exact and safe control of the boom. This jib boom with hydraulic telescope is even more efficient and versatile in all lifting jobs.

Digging and construction

Backhoe 210



Digging depth	2100 mm
Loading height	2000 mm
Slewing	140 °
Buckets	250/400/700 mm
Weight	190 kg

AVANT backhoe 210 is a very compact and amazingly powerful digging unit. It is very quick and easy to mount on the loader (takes only a couple of minutes), and then you have a unit that can work efficiently even in very tight situations. Low weight allows transportation on trailer. Dozer blade at the bottom of the frame is standard feature.

Backhoe 260



Digging depth	2600 mm
Width	1300 mm
Boom slewing angle	170 °
Standard bucket	400 mm
Weight	450 kg

Backhoe 260 is a completely new backhoe model from Avant. Boom slewing is executed with two separate cylinders. The new system has less free play when slewing the boom and has less need for servicing. Support legs are hydraulically adjustable. Bucket quick release (manual model) as standard. Mounting the backhoe is now a lot easier with tiltable valve bank and new locking mechanism on the boom.

Digger 150



Digging depth	1500 mm
Loading height	2500 mm
Buckets	400 mm
Weight	120 kg

AVANT Digger 150 is a very efficient and solution for small digging operations where a max. digging depth of 1500 mm is enough. It mounts on the quick attach plate of the loader and is operated by the auxiliary hydraulics control lever. Turning to the side happens by turning the steering wheel.

Trencher



Digging depth	max 900 mm
Trench width	100 - 150 mm

With trencher you can easily dig narrow trenches without damaging lawns and gardens – this trencher is ideal for smaller cable or pipe laying. Digging depth is max. 900 mm, digging width normally 100 mm or 150 mm, depending on chain type. Planetary drive with hydraulic motor guarantee efficient and trouble free operation. Three different types of chains available: standard earth chain, frost chain and heavy duty chain with tungsten teeth.

Auger



	Augers	Max. torque
Direct drive	100 - 300 mm	1355 Nm
HD 35	100 - 400 mm	1886 Nm
HD 45	100 - 600 mm	2452 Nm
HD 58	100 - 900 mm	3017 Nm

Powerful hydraulic auger with many different auger diameters to suit various tasks, be it post hole boring, tree transplanting etc. Planetary drive gives a lot of torque, replaceable teeth (tungsten teeth as standard) and pilot head enable drilling in hard ground and sandstone also. With the optional extension shafts drilling depth can be increased to max. 2.5 m.

Hydraulic breaker



Model	Impact energy	Weight
AVANT B70	112 J	70 kg
AVANT B110	180 J	110 kg
AVANT B160	270 J	160 kg

AVANT breakers are specially designed to give best performance together with AVANT loaders. They are extremely efficient and versatile tools in demolition and refurbishing operations: with the same machine you can do the demolition first and then take the debris away with a bucket – very fast and effective, and you can go almost anywhere with this unit.

Concrete mixing bucket



Volume	270 l
Rotation by	hydraulic motor
Weight	490 kg

AVANT concrete mixing bucket is the ideal attachment for situations where electricity is not available or the mixed concrete must be transported and/or lifted to a place not easily accessible. The concrete mixing bucket is powered by a hydraulic motor and emptying happens by tilting the mixer forward.

Winch



Pulling force	1000 kp
Pulling speed	2,3 m/s
Cable length	30 m
Weight	105 kg

The AVANT hydraulic winch enables towing of all kinds of objects (e.g. logs, poles, boats) from places where you cannot drive with the machine. The winch is equipped with a safety net, 30 m of wire rope and a towing hitch. It is powered by a hydraulic motor, mounts on the attachment coupling plate and is operated with the auxiliary hydraulics control lever.

Log grab



Log diameter max.	500 mm
Weight	60 kg

AVANT log grab mounts on Avant pallet forks. With the log grab you can lift and transport single logs or smaller timber bundles. The grab is equipped with a powerful hydraulic cylinder and it can therefore lift bigger stones and also branches, twigs and similar material.

Leguan 50



Max. allowed load	200 kg
Max. working height	5,0 m
Height (with lowered platform)	1900 mm
Width	1300 mm
Weight	405 kg

The Leguan 50 is mounted directly on to Avants quick attach plate like any other Avant attachment. This makes it fast and easy to mount it on and take it off. The lift is designed according to all access platform directives and it is CE-certified. The safe working load for the lift is 200 kg which means it is allowed for operation with two men or one man with plenty of tools.


Property maintenance



Rotary broom

Working width	1500 mm	2000 mm
Broom diam.	550 mm	550 mm
Broom mat.	Nylon	
Weight	200 kg	260 kg

The broom is equipped as standard with turning which is powered by electric actuator motor. The floating mechanism is completely new, and now instead of wheels the brush is resting on its bristles and the whole brush axle is floating freely. This guarantees a noise free float for the brush and a lot of movement space, making sweeping easier. The broom is equipped with supports which can be extended when the broom is not in use - no damaged during storage.



Bucket broom

Broom width	1100 mm	1500 mm
Total width	1356 mm	1764 mm
Box volume	370 l	500 l

Bucket broom collects the waste in a large bucket shaped box. The broom gives best sweeping result when reversing, but it also works when driving forward. Forward sweeping is especially recommended when the waste is larger in dimensions, for instance construction waste, beverage cups, tree leaves etc. Water spraying system for dust binding is also available. It minimizes dust build up when brushing dry waste.



Collecting broom

Working width	1500 mm
Total width	1800 mm
Waste box volume	200 l
Water tank volume	150 l
Weight	425 - 475 kg

New collecting brush has a heavy duty construction, floating brush axle, automatic brush wear compensation and a specially designed water spraying system for dust binding. The new construction is also well enclosed all around the main brush. This offers a better collection result, especially when turning. Another benefit from the enclosed construction is less dust formation.



Sand spreader

Working width	1500 mm
Capacity	500 l
Operatio	with hydraulic motor
Weight	250 kg

A hydraulic sand spreader for fast and efficient sand spreading. Front mounting allows loading from ground level in the same way as with normal bucket. Powered by hydraulic motor and equipped with a mixer axle, which prevents the sand from clogging up. The mixing axle and spreading axle are protected against larger rocks with a net.



Vacuum brush

Working width	1200 mm
Collector box volume	800 l
Weight	330 kg

The vacuum brush is intended mainly for collecting of tree leaves in parks, lawns, yards etc. The powerful vacuum unit sucks the waste first into the vacuum on the bottom of the collector box and then into the box, compacting everything into a tight package. The mouthpiece on the vacuum unit has a brush that loosens also more compacted and wet leaves and waste. Brush rotation speed can be adjusted steplessly.



Snow plow

Working width min. and max.	1800 mm	2200 mm
Blade height	770 mm	770 mm
Plowing angle	±55 °	±35 °
Weight	280 kg	305 kg

AVANT snow plow is the right attachment for efficient snow removal. It consists of two independently adjustable blades. Both blades are spring released and follow very well the contours of the ground thanks to the floating design of the mounting bracket. Angle of each blade can be adjusted separately with electric control switch.



High pressure washer

Working pressure	200 bar
Water consumption	5-30 l/min
Water tank capacity	270 l
Nozzles	8 pcs

This efficient hydraulic washer is fitted with a 270 l water tank. Max. water pressure is 200 bar, water use is adjustable. Equipped with an adjustable 8 nozzle bar for street washing. A hand held washing gun with 15 m hose roll is standard equipment as well.



Centrifugal spreader

Spreading width	0,8-6 m
Volume	250 l
Payload	500 kg
Weight	130 kg

This robust spreader is destined for spreading of sand, gravel, salt and fertilizers. Spreading width and amount are easy to adjust and spreading can be directed just to one side if necessary.



Tipping trailer

Load capacity	1200 kg	1800 kg
Width	1125 mm	1350 mm
Length	1710 mm	2240 mm
Tyres	23x8,50-12	26x12-12
Side height	280 mm	560 mm

AVANT tipping trailer is available in two models: with carrying capacity of 1200 kg or 1800 kg. Both are equipped with hydraulic tipping. All sides can be removed if necessary. Extra side set is available as an option for the smaller model, on the bigger model it is standard. **ATTENTION!** The loader must be equipped with the rear auxiliary hydraulics outlet and trailer coupling.



Snow blower

Working width	1400 mm
Chute rotation	270 °
Weight	265 kg

The two phase design (first the auger of the blower takes in the snow, then a separate turbine blows it out) of the AVANT snow blower makes it a very efficient snow removal tool, also with wet and heavy snow. Discharge chute rotation is 200°, powered by hydraulic motor and operated from the driver's seat. Blowing height can be adjusted manually.

Groundcare

Lawn mower I 200



Cut width	1200 mm
Knives	2 pcs
Cut height	25 - 100 mm
Weight	170 kg

AVANT lawn mower is a strong and efficient hydraulic mower deck, equipped with four support wheels. It is a mulching mower, but by removing the mulching blades it can also eject the grass to the side or under the mower. Cutting height can be adjusted independently on each wheel. Thanks to the floating design and big rubber support wheels operation is easy in uneven terrain as well.

Lawn mower I 500



Cut width	1500 mm
Knives	3 pcs
Cut height	25 - 100 mm
Weight	220 kg

The biggest AVANT lawn mower is destined for mowing of larger areas. It is equipped with a floating mounting bracket and four rubber support wheels. This robust mower ejects the grass behind the mower.

Collecting mower



Cut width	1200 mm
Knives	2 pcs
Cut height	25 - 100 mm
Collector capacity	210 l

With the new AVANT collecting mower you can easily do the mowing and collect the clippings. Thanks to its excellent suction power collecting of leaves from the lawns is also possible.

Collecting lawn mower I 500



Cut width	1500 mm
Knives	3 pcs
Cut height	25 - 100 mm
Collector capacity	800 l

Collecting mower designed for professional use with 1500 mm cutting width and 800 liter collector box. The high suction power makes it also possible to collect tree leaves on lawns. The blades cut the grass, tree leaves etc. to a fine mulch which packs tightly into the collector box. Collector box volume is designed to be large enough for professional use also in larger areas. The box is emptied from Avant's driver seat with an electric switch and with the help of Avant's boom the collector can be emptied into a container, skip etc.

Flail mower



Working width	1300 mm	1500 mm
Cut height	30-100 mm	
Number of cutters	68 pcs	42 pcs
Weight	290 kg	315 kg

AVANT flail mower is the right attachment for situations where a normal lawn mower cannot be used and where the cut can be more rough. Cuts efficiently long grass and small scrub and is therefore an ideal tool for road bank mowing and similar jobs. Can be equipped with an extension arm for side mount.

Flail mower with hydraulic boom



Max. outreach	3,5 m
Working width	1,0 m

With the hydraulic boom flail mower you can easily and efficiently mow ditch banks, road sides, embankments and other slopes that are hard to reach. The flail mower is equipped with proportional joystick controls and is operated from the driver's seat.

Edge trimmer



Cutting depth	max. 150 mm
Weight	65 kg

AVANT edge trimmer is a perfect attachment for trimming the edges of a lawn, hedges, flower arrangements etc. It consists of a hydraulically operated trimmer mounted next to a cutting disc. The trimmer levels the cutting edge. Cut depth is adjustable.

Wood chipper CH100



Timber diameter	max. 100 mm
Chute rotation	180 °
Weight	210 kg

With the hydraulic AVANT wood chipper you can quickly chip branches, small tree trunks, logging waste, sawmill residue etc. This powerful double-knife disc chipper is equipped with manual wood feeding. Chips can be directed through 180 degrees by turning the chimney.

Log splitter



Log diameter	400 mm	400 mm
Log length	650 mm	1000 mm
Splitting capacity	appr. 30 logs/min	
Splitting force	7,6 t	9,0 t
Weight	155 kg	250 kg

AVANT log splitter is equipped with a hydraulic cylinder which pushes the log against the splitting blade. Height of the blade is adjustable, allowing splitting either into two or into four pieces. The splitter has automatic reverse and cylinder stroke can be adjusted with a limit switch. Safety features include a stop switch which prevents operation if the blade cover is not down.

Log cutter/splitter



Log diameter	max. 300 mm
Cutting length	200-450 mm
Saw flange	13"
Splitting power	5,6 tn
Weight	312 + 75 kg

AVANT log cutter/splitter is a very efficient firewood making machine. It combines a chain saw and a hydraulic log splitter. The hydraulically driven chain saw cuts the log, after cutting the log drops automatically on the splitting table where a hydraulic cylinder pushes the log against the splitting blade. Position of the splitting blade can be adjusted, according to the log diameter.

Landscaping

Rotary hoe



Working width	1300 mm
Working depth	max. 150 mm
Weight	180 kg

AVANT rotary hoe is designed for heavy use, equipped with hydraulic motor and chain drive. Adjustable cultivating depth up to 150 mm - ideal for fine preparation of garden beds, seedbeds, rotovating etc. Can also be equipped with a field roller which makes cultivating depth adjustment easier and levels the cultivated soil.



Stone burier

Working width	1300 mm	1500 mm
Working depth	0-140 mm	
Weight	250 kg	300 kg
Weight with seeding unit	290 kg	350 kg

A professional hydraulic stone burier for preparation of areas to be turfed, seeded or planted. The stone burier cultivates the soil, buries stones and other objects up to 150 mm deep in a single pass, leaving a cultivated and consolidated topsoil. Working depth steplessly adjustable with the rear field roller. Separate seeding unit which mounts on the stone burier is also available.



Rotary harrow

Working width	1220 mm	1400 mm
Width of the field roller	1350 mm	1500 mm
Working depth	0-140 mm	
Weight	220 kg	250 kg

AVANT rotary harrow is an excellent leveler for lawn beds, yards, gardens etc. - for places where the ground needs to be perfectly levelled. It harrows the topsoil only and gives a very nice finish for sowing. Required hydraulics output is lower than that of the stone burier. Working depth is adjusted with the rear field roller which levels the seeding bed during operation.



Leveler

Width	1200 mm	1500 mm
Weight	85 kg	95 kg

A simple and inexpensive but incredibly useful and efficient attachment for levelling larger areas. With AVANT leveller you can easily and quickly level cultivated soil as a prelude to turfing, seeding or planting, and it can be used effectively in sand schools.



Ripper

Width	500 mm
Ripping depth	apr. 300 mm
Weight	50 kg

With the powerful AVANT ripper you can break up ground, pull out roots and rip up compacted ground. Equipped with three replaceable tines, ripping angle can be adjusted with the tilt cylinder of the loader.

Stone installation clamp



Main gripping width	575 - 1245 mm
Total width	990 - 1480 mm
Carrying capacity	400 kg
Weight	230 kg

With the hydraulic installation clamp you can lay paving stones quickly and efficiently. Equipped with adjustable side grippers, hydraulic rotation and ADV pushing off device. Hydraulic control with two hydraulic circuits. Mounts on AVANT jib boom.



Stone grab

Opening width	50 - 480 mm
Inside height	170 mm
Gripper length	420 mm
Capacity	900 kg
Weight	55 kg

The mechanical stone grab is easy to mount on the AVANT jib boom. Thanks to the powerful gripping force it can handle concrete components, kerb stones, natural stones, tombstones etc.



Stump buster

Cutting head diameter	350 mm
Drive shaft length	500 mm
Weight	300 kg

AVANT stump buster is an efficient, easy and safe way for removing tree stumps. It drills big holes in the stump, gradually removing the stump. The three blade cutting head has slow speed and high torque, which means it can be used within confined spaces and pedestrian areas safely.



Grabbing tool

Grab diameter	250-1200 mm
Max. load	650 kg
Weight	95 kg

Grabbing tool is mainly intended for lifting and handling of round objects. It is especially suited for lifting of barrels and plant and tree pots. Grabbing force can be adjusted, which means all kinds of objects can be handled without damaging them. Grabbing tool is equipped with two smaller, rubber padded grabs which allow handling of smaller and more fragile objects as well.



Push Broom

Width	1300 mm
Weight	34 kg

Push Broom is a handy and inexpensive broom for cleaning smaller areas. Push broom has no rotating parts and the idea is to simply push the material in front of the broom. Push broom can also be used when making pavements. By pushing the filler sand sideways across the paving stones the sand will fall nicely between the stones.

Farming

XL Silage fork



Width	Weight
1100 mm	190 kg
1300 mm	200 kg
1500 mm	215 kg

The new XL silage forks are designed for moving large amounts of silage efficiently and comfortably. The upper grapple is equipped with two cylinders and specially formed tines to ensure maximum penetration into hard packed silage. Maximum visibility is achieved through the open design of the upper grapple. All tines are manufactured from heat treated reinforced steel and are easily replaceable thanks to bolt mounting.

Dozer blade for silage fork



Width, main blade	1200 mm
Width, side blade	550 mm
Weight	50 kg

The dozer blade mounts on the silage fork: just drive the fork into the blade and lock it with the upper grapple of the fork. Destined for cleaning of the floors in cowhouses, stables etc. Equipped with one side blade as standard.

Silage dispenser



Volume	650 l
Width	1370 mm
Weight	240 kg

This dispenser bucket is equipped with hydraulically driven elevator in the bottom and discharging to both right or left side. Especially recommended for precision chopped silage and feeding stuffs mixed with feeding mixers. Loading from ground is easy by tilting the bucket forward. Distributes silage to about 10 cows / fill - it takes approx. 10 minutes to distribute silage to 50 cows.

Grain / flour dispenser



Capacity	300 l
Width	1100 mm
Weight	90 kg

AVANT grain dispenser is a 300 l bucket equipped with a hydraulic motor and a Ø 200 mm screw, destined for distribution of flour, crushed grain etc. Discharges to the right side or to the left side. The edge of the grain dispenser tilts all the way down so that loading from ground level is very easy.

Straw blower bucket



Capacity	665 l
Height	1270 mm
Width	1460 mm
Weight	120 kg

With the straw blower bucket you can distribute straw quickly and easily to the cow stalls by driving with your Avant. The blower fan discharges the material up to 3-4 m distance, depending on engine rpm. The bucket can blow chopped straw, sawdust, turf and small wood chips. The bucket can be equipped, as an option, with a scraper blade which mounts under the bucket, destined for floor cleaning. With the optional side brush one can clean the back part of the stall also. The bucket is available with discharge either to the left or to the right side.

Feed mover screw



Working width	1400 mm
Total width	1635 mm
Weight	120 kg

Efficient way of moving uneaten feed back in front of the cattle. When moving, the screw mixes the feed and the fresh feed remains on top. With the feed mover screw drive speed can be higher, over 10 km/h. Feed can be moved both to the right and to the left simply by changing the rotation direction. The plastic scraper blade at the rear of the attachment cleans the feeding table very efficiently.

Carousel broom



Working width	1000 mm
Broom diameter	1000 mm
Broom material	Nylon
Weight	70 kg

This hydraulically operated broom is a useful attachment when sweeping materials to the side. Rotates in both directions, can be used for various tasks and can be equipped with different types of brooms.

Bale grab



Weight	120 kg
Max bale weight	900 kg
Max. grabber width	1470 mm

With the bale grab you can transport wrapped silage bales, hay bales and other round bales without damaging the bale wrapping. A special grab is available for square bales. Please consult your local Avant dealer.

Horse arena harrow



Width	1350 mm
Weight	240 kg

The horse arena harrow is intended for levelling and loosening horse arena riding surfaces. The harrow has two spring loaded tine rows which will loosen the surface, a leveller that will make the surface completely even and a tilling roller that will compact the ground, leaving a great looking finish to the surface. The harrow will not disturb the lower levels (understructure) of the riding surface. **Attention:** The loader needs to be equipped with single acting rear hydraulics and trailer coupling.

Big bag lifter/transporter



Lifting hook height	1200 mm
Width	1000 mm
Weight	80 kg

With the big bag lifter/transporter you can lift and transport big bags. This simple attachment makes loading of fertilizer or stacking of big bags as easy as it can get.

This brochure shows only few of the 100+ attachments available.
See more attachments at www.avantteco.com website.



State-of-the-art manufacturing

AVANT manufactures using the most modern production machinery and methods and benefits from production in series. Quality control, testing and extensive test run for every machine prior to delivery are the essential features of AVANT quality system.



Spare parts

Quick and reliable spare parts service is very important for any machine owner and operator. AVANT distributors have organised spare parts supply from their stock and the factory can deliver most parts overnight.



Resale value

AVANT holds its value very well. Good strong basic construction, reliable uncomplicated design, long experience from all kinds of working conditions worldwide combined with a comprehensive service network and spare parts service guarantee that AVANT is the safe choice.



AVANT[®]

Avant Tecno Oy
Ylotie 1
33470 Ylojarvi, FINLAND
Tel. +358 3 347 8800
Fax +358 3 348 5511
e-mail: sales@avanttecno.com

Familiarise yourself with the wide AVANT loader and attachment range on our website: www.avanttecno.com
On the website you can also download video clips of the machines at work.

AVANT has a policy of continuing improvement, and retains the right to change specifications without notice. © 2013 AVANT Tecno Oy. All rights reserved.

www.avanttecno.com